Issued on July 15

LIVE 2026 Pre-Arrival Letter

Installation in Barcelona (ES) & Integration Week in Lyon (FR)

The 2026 Pre-Arrival Letter is updated online, on the LIVE WEBSITE:
Menu About LIVE > Downloads at https://masterlive-vaccinology.eu/downloads/
Online speakers are welcome at https://univ-lyon1.webex.com/meet/daria.chirita
(You may need to download or update the webex app for your device available at https://www.webex.com/fr/downloads.html)

WARNING: all times are indicated in Barcelona-Lyon local time (GMT/UTC + 2 hours)

Dear Master LIVE Students,

With the **LIVE Integration Week 2026** starting on **Wednesday 2nd September 2026**, we look forward to welcoming you in Lyon. The following details may assist with your arrival:

In this letter, you will find important information concerning:

1. What you must take before you leave (page 2)
2. Your installation in Barcelona, Spain (page 3):
   - ✓ Your (optional) housing at Vila Universitària (Barcelona – ES)
   - ✓ UAB location (Barcelona – ES)
3. Your integration week in Lyon, France (page 3):
   - ✓ Your housing at CISL (Lyon – FR)
   - ✓ Lyon 1 location (Villeurbanne – FR)
   - ✓ Your unlimited public transportation (TCL) 1-day ticket per day from Wed to Fri
4. Activities of the integration week in Lyon, France (will be provided by Aug. 21st)
5. Contact information in case of a problem or if you are lost (page 6)

Annex 1: General Information (Page 7)
Annex 2: Getting to your housing at CISL (Lyon – FR) (Page 11)
Annex 3: Getting from CISL (housing, Lyon) via the train station "Lyon Part-Dieu" to Lyon 1 (University, Villeurbanne – FR) (Page 14)
Annex 4: Public transportation (TCL): "Métro-Tramway-Funiculaire" map (Lyon – FR) (Page 17)
Annex 5 (to be updated with your info): 2026 Timetable of student moving (Page 18)

1. WHAT YOU MUST TAKE BEFORE YOU LEAVE

Before leaving your country, you must pay attention to take all the official documents **in hand cabin luggage**:

ENTRANCE IN THE SCHENGEN AREA requires your:

- (M1) Spanish or (M2) French valid visa to enter in the Schengen area via (M1) Spain or (M2) France.
- Original passport + copy,
- Admission Letter,
- Pre-Arrival Letter (provided by LIVE Administrative Coordinator),
- Your flight, bus or train ticket to go to (M1) Barcelona or (M2) Lyon. To find a cheaper flight option you may want to look for flights to a different city, and then travel by train or bus. Example for M2 students: arrival to Paris or Marseille instead of Lyon can be cheaper and then bus (https://www.flixbus.fr/, https://www.thetrainline.com/) or train (TGV https://www.ouigo.com/ or https://www.sncf-connect.com/) go every hour to Lyon.
- Copy of your Insurance certificate.

FROM BARCELONA - ES TO LYON - FR moving inside the Schengen area requires your:

- All previous 6 items &
- Return travel ticket Barcelona – Lyon (provided by email),
- Bilingual Spanish – French certificate of participation in the LIVE Master integration week (provided by LIVE Administrative Coordinator).

UNIVERSITY REGISTRATION regulations require Lyon 1 to verify original documents with original stamp and signature (with English translation if necessary) of your:

- Passport,
- Diploma (or certificate of successful completion given waiting for the Diploma issuance),
- Transcripts

i.e. the same documents you uploaded in your MyLIVE application used for your selection or provided, more recently, to the LIVE secretariat.

In addition, UAntwerpen-BE usually asks for a digital ID picture (portrait orientation, max. 100 kb, .jpg) for the registration.

A certificate of birth can be useful for some administrative procedures depending on what you face in the Schengen area.

GENERAL INFORMATION:

Please **read carefully** the general information in **ANNEX 1.**

2. FOR YOUR INSTALLATION IN BARCELONA, SPAIN

By Sept 1 at the latest, you reach Barcelona to settle: **Arrival in Barcelona** at various time-points. Please read **ANNEX 5** to consider the timetable of the LIVE student arrival and their housing to connect with each other, if applicable.

YOUR (OPTIONAL) HOUSING AT VILA UNIVERSITÀRIA (Barcelona – ES)

A convenient way to live during your first semester is to stay at the **Vila Universitària** of UAB (Universitat Autònoma de Barcelona). It is located in the UAB campus. You may also choose another accommodation, e.g. in the centre of Barcelona. Keep in mind, however, that you will need at times to reach two different locations in one day to attend classes. Therefore, wherever you chose your accommodation, make sure that public transport is in close proximity. Check the timetables of the subway (https://www.tmb.cat/en/home) and the local trains (Ferrocarrils de la Generalitat de Catalunya; FGC; www.fgc.cat/en/lines-and-schedule/) to estimate your daily travel time depending on the housing location. Please contact the UAB-UB local coordinators if you have any doubts concerning accommodation.

Vila Universitària UAB
Address: Carrer de la Vila, s/n, 08193 Bellaterra, Barcelona
Phone: +34 935 81 70 04 or from Spain 935 81 70 04
Website : https://vilauniversitaria.uab.cat/en

You can choose studios, premium studios, and individual or shared rooms. You will find all further details about floor plans, room size, bathrooms and kitchens in the Vila Universitària webpage.

UAB LOCATION (Barcelona – ES)

Teaching is expected to be in person throughout the semester. You are thus **required to come to Barcelona before Sept 1st**, unless you experience a VISA or travel problem. Contact the LIVE Secretariat at mylive@univ-lyon1.fr in this case.

Please read your Master LIVE **Handbook S1 2026-27 "Practical information"** for the **access** to the **UAB Campus** and your housing at **Vila Universitària**, and the **map** of the UAB campus. The Handbook S1 will be provided to you by the UAB-UB Semester 1 Coordinators.

3. FOR YOUR INTEGRATION WEEK IN LYON, FRANCE

Students first settle in Spain by September 1 and the LIVE will send you a ticket to travel by train from Barcelona to Lyon on September 1. The integration week is organized in Lyon (FR) from September 1 (train BCN to Lyon) to September 5 (train Lyon to BCN).

- M1 Students from outside the Schengen area: you can enter France with a Spanish Schengen visa, but it has happened in the past that the border police blocked a student (e.g. Turkish) during the transfer because the destination (France) was not that of the visa (Spain). This is why we propose that

all students first settle in Spain, and then come to Lyon by train taking care to carry with your return ticket provided by the program. Another reason is for you to come in Lyon with few belongings.

- Students from the Schengen area: if you don't need the train ticket from BCN to Lyon because you decide to come directly to Lyon on September 1, please inform the LIVE secretariat that will adjust your train ticket from Lyon to BCN, only.

YOUR MANDATORY HOUSING AT CISL (Lyon - FR)

Accommodation (nights of Sept 1, 2, 3 and 4, 2026) have been reserved for all the Master LIVE M1 students at the **CISL** in Lyon (FR).

Centre International de Séjour de Lyon **(CISL)**: Address: 103 Boulevard des États-Unis, 69008 Lyon Phone: +33 4 37 90 42 42 or from France 04 37 90 42 42 Website: http://www.cis-lyon.com/3/

Shared rooms are with shower, sink and WC: Single beds in all rooms (90 x 200 cm.). Bed linen and blankets are provided. Rooms are cleaned every morning. **Towels and toiletries are not provided**.
The list of people and schedule of arrival in Lyon have been given to CISL, which is awaiting you.
Please read carefully **ANNEX 2** for getting to your housing at CISL.

LYON 1 LOCATION (Villeurbanne - FR)

Part of the programme will be realized at one of the main **Lyon 1** campus called "La Doua":

Université Claude Bernard Lyon 1 **(Lyon 1)** **Campus "La Doua"** 43 boulevard du 11 novembre, 69100 Villeurbanne

Please read carefully **ANNEX 3** for getting from your housing at CISL to the University Campus La Doua

YOUR UNLIMITED PUBLIC TRANSPORTATION IN LYON (TCL) 1-day ticket per day from Wed to Fri

On the morning of Sep 2, you will be given the "TCL" tickets (TCL SYTRAL MOBILITES) to travel throughout the TCL network (bus, tram, metro, funicular) on Sept 2-3-4: the number of trips during the day is unlimited. **Simply validate this ticket each time you enter a transport and do not lose this ticket because you must show it to the screening officer, if they ask for it**. If you are unable to present your ticket to a screening officer, you are in violation. You must then pay a fine of €60 (immediate payment). Please read **ANNEX 4** to see the public transportation (TCL): "Métro-Tramway-Funiculaire" map. To find your way in Lyon public transportation, you can use the TCL website https://www.tcl.fr/en/journey-planner/route-finder or the "TCL" application for mobile phone.

4. ACTIVITIES OF THE INTEGRATION WEEK IN LYON, FRANCE

The detailed programme of the Integration will be provided by Aug. 21st.
The 2026 Pre-Arrival Letter is updated online, on the LIVE WEBSITE:
Menu About LIVE > Downloads at https://masterlive-vaccinology.eu/downloads/

5. YOUR CONTACTS IF YOU HAVE ANY PROBLEM OR IF YOU ARE LOST

✓ YOUR CONTACTS IN BARCELONA - ES

6. International Mobility Support Service at UAB programes.conjunts.internacionals@uab.cat on the:
   - desk phone (International / national ES call): +34 93 581 49 57/ 93 581 49 57
     International Mobility Support Service
     Gestió de Programes Conjunts Internacionals
     Àrea de Relacions Internacionals
     Edifici N – Hemeroteca General (Plaça Cívica)
7. LIVE UAB Local Coordinator Prof Carme Roura carme.roura@uab.cat on the:
   - desk phone (International / national ES call): +34 93 581 2801 / 93 581 2801
8. LIVE UB Local Coordinator Prof Thomas Stratmann thomas.stratmann@ub.edu on the:
   - desk phone (International / in Spain): +34 93 402 15 33/ 93 402 15 33

✓ YOUR CONTACTS IN LYON - FR

Your contacts during the integration week:

- LIVE Master contact email: mylive@univ-lyon1.fr
- LIVE Administrative Coordinator "Dasha" Dr Daria Chirita daria.chirita@univ-lyon1.fr
  - desk phone (International / national FR call): +33 4 78 77 72 74 / 04 78 77 72 74
- International Mobility Assistant Ms Tana Amin Salem tana.amin-salem@univ-lyon1.fr
  - desk phone (International / national FR call): +33 4 72 44 79 35 / 04 72 44 79 35
- LIVE Coordinator Prof Christine Delprat christine.delprat@univ-lyon1.fr
  mobile phone (International / national FR call): +33 6 22 49 92 72 / 06 22 49 92 72

ANNEX 1: GENERAL INFORMATION

Passport, Visas
Those from countries within the European Union are recommended to travel with a valid ID. In addition, depending on individuals' citizenship, a visa may be required.
Please make a copy of your passport and visa.
French law: your passport must be valid for at least 3 months after the end date of your visa. It must also have been issued for less than 10 years to obtain a French visa. Therefore, you should enter the LIVE 2-year program year "n" with a passport expire date no earlier than December year "n+2" to be able to apply for your French visa at the end of semester 2, if applicable.

Insurance
LIVE students are covered by the Erasmus Mundus Student Protection (EMSP) insurance policy, paid by the programme LIVE. Please bring with you a copy of your insurance certificate received by email.
To learn more about your insurance and how to use it, go to
https://www.marshsat.com/msatpublic/emsp/homepage

Mobile phone, SIM card
Choosing a SIM card is a personal choice. Advice is available exchanging with M2 Alumni (your buddy identified during the integration week is a valuable source of information for this) and on websites such as
https://www.france-hotel-guide.com/en/blog/french-sim-cards-for-tourists/
https://gogoespana.com/en/blog/how-to-get-sim-card-in-spain/
Your Spanish sim card will work in France and the reverse is also true. Anywhere within the European Union for that matter, be sure to set Roaming on: "ON".
Official regulations: https://en.wikipedia.org/wiki/European_Union_roaming_regulations

Bank account
At Lyon 1, for any payment and/or reimbursement, we need a bank identity issued by the bank. Whatever this is an online bank or a bank with physical counters, the bank must be registered at least in one of the 21 countries, member of the Euro area: Austria, Belgium, (Bulgaria becomes member in 2026), Croatia, Cyprus, Estonia, Finland, France, Germany, Greece, Ireland, Italy, Latvia, Lithuania, Luxembourg, Malta, the Netherlands, Portugal, Slovakia, Slovenia and Spain. Two reasons: Lyon 1 is not allowed to send money coming from taxes of European citizens outside Europe and you will save money if the bank directly uses euros because you will not have to apply an exchange rate upon receipt of payment.
Choosing a bank is a personal choice. Advice supported by the answers collected in the LIVE quality control survey: your LIVE colleagues of the previous promotion could easily open a bank account in online banks such as "Wise" or "N26" with no issues to use and they quickly obtained their bank identity statement. Please note that "Revolut" accounts are not accepted by Lyon 1 financial services.
Each LIVE student (with or without scholarship) must send his/her **bank identity** issued by the bank to the email mylive@univ-lyon1.fr as soon as possible. Then, we can enter your bank account information in the Lyon 1 system: this first step takes 1-2 weeks so the sooner we receive your bank identity, the better it is for your payments and/or refunds.

Scholarship payment for eligible students

The payment of the European scholarship will start to a European bank account after the checking of original papers (Diploma + transcripts + passport) and the official enrolment of the student at Lyon 1.

Subsistence payment: on the 20th of each month the LIVE secretariat verifies student attendance by requesting a confirmation from the LIVE staff of the university hosting the students, so that you can receive your scholarship around the last day of the month, each month. First payment around Sept 30, provided that we timely received your bank identity (translation in French: "relevé d'identité bancaire" abbreviated in "RIB"; in Spanish = "Detalles del banco") to operate the transfer.

Please send your bank identity issued by the bank to mylive@univ-lyon1.fr as soon as possible.

Arrival with 1-2 months of living costs

Using the student facilities, you can live in Barcelona, Antwerp and Lyon with 1100€ per month. However, we warn scholarship students that Lyon 1 needs 2-4 weeks to settle the payment of the scholarship, after providing your bank account statement issued by your bank. We therefore advise you to come with savings equivalent to one or two months, as far as possible. If you encounter difficulties that you cannot resolve jointly with your family or friends, share your difficulties with the UAB-UB Semester 1 Coordinators.

Emergency phone numbers

- ✓ in Spain:

The general emergency phone number for medical issues/ambulance, fire fighter and police is 112.

- ✓ in France:

Medical care, free number for hospital emergency "SAMU": 15
Police, free number: 17

Weather (°C)

- ✓ in Barcelona: Sunny forecast, generally between 20°C min and 26°C max with an average of 4 rainy days in September.
- ✓ in Lyon: Sunny forecast, generally between 14°C min and 23°C max with an average of 6 rainy days in September. With the north wind, nights can be cooler; with global warming, climate can deviate from typical patterns; please check before travelling.

Currency

The official currency in the LIVE countries (Spain, Belgium and France) is the Euro.

Catering, restaurants

When you live in different countries you will notice several cultural differences, among them are the hours you take your meals. If you intend to use the country cooks and restaurants… just ask your search engine "meal times in Spain / Belgium / France" and you will discover that meal times are different and so are the snacking habits, which are very developed in Spain and to a lesser extent in Belgium, while unlike other Europeans, the French don't snack much, preferring to eat in three meals.

Shopping

- ✓ in Barcelona

Grocery stores are generally open from 9h to 20h or 21h. Stores in shopping malls may open from 10h until 21h. Other shops are often opened from 10h to 13h and then from 17h to 20h.

You will find a small grocery store in the Vila Universitària of the UAB with a limited selection. A better selection can be found at the Condis supermarket in Bellaterra, just behind the FCG train station (ca. 500m distance from the Vila). Opening hours from 9h to 21h30.

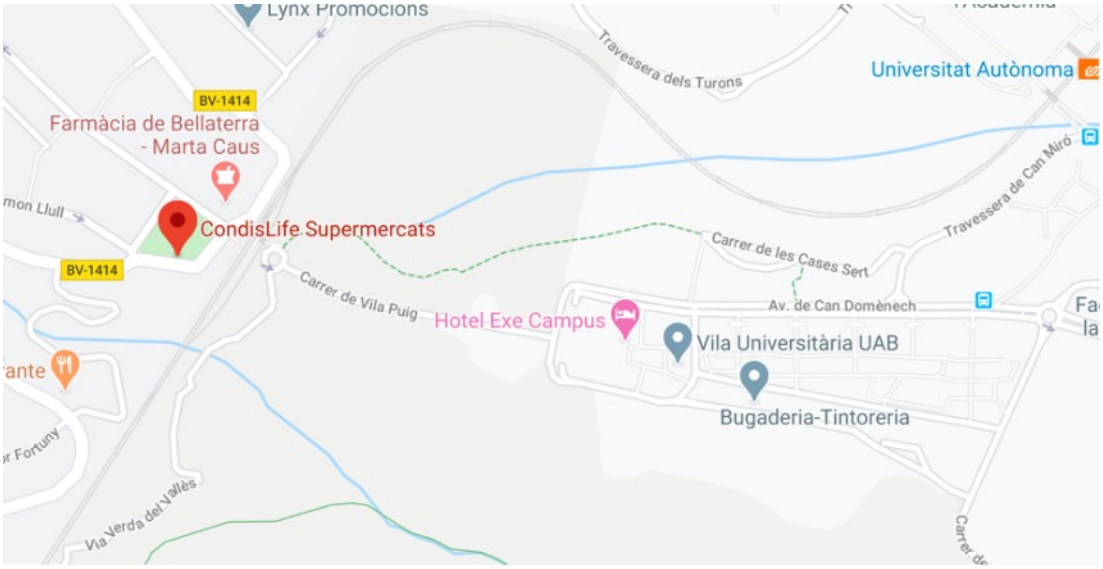

- ✓ in Lyon

Stores are generally open from 9h to 19h or 20h in shopping malls. Just in front of the CISL (ca. 40 m distance from the CISL), you find two markets: “Lidl” (opening hours from 8h00 to 20h30 Mon to Sat and 8h00 to 12h15 on Sundays) and “Marché alimentaire des Etats-Unis” (organized outside on Tue-Thu-Sat opening hours 6h to 13h)

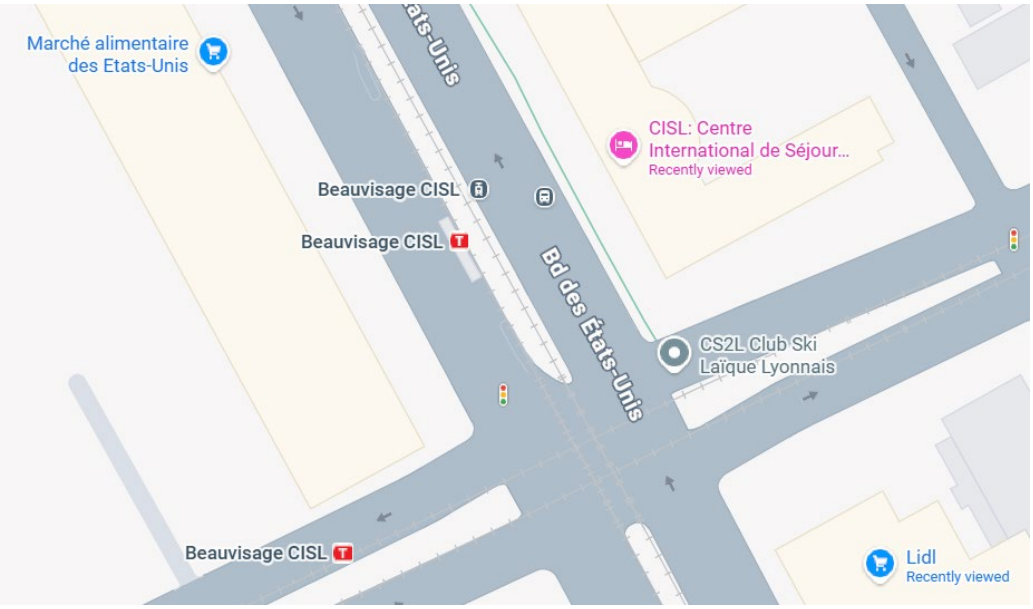

Local Public Transport

- ✓ in Barcelona

The local public transport is covered by the FCG and the TMB (Transport Metropolitans de Barcelona; metro, bus and tramway).
The metro in Barcelona operates from 5 am to midnight from Sunday until Thursday. On Friday the subway opens until 2 am and on Saturday and other public holidays, the metro opens 24 hours.
See page https://www.tmb.cat/es/home for ticket information.

- ✓ in Lyon

Price: 2.10€ / ticket for 1 hour.
Public transportation is running from 5 am to midnight.

Payment options:

- TCL terminals no longer sell single-use tickets
- You can pay directly inside the tram/metro/bus by contactless payment (debit card, NFC technology: GooglePay, Apple pay, etc)

At the automatic terminal you can buy a rechargeable No-Contact Ticket (NCT) - 0.20€ - which you can top up with 1h tickets. The NCT can be topped up 10 times.
For more information: https://www.tcl.fr/en

Taxis

- ✓ in Lyon

www.taxilyon.com: +33 4 72 10 86 86
www.taxilyonnais.com: +33 4 78 26 81 81
www.allotaxi.fr: + 33 4 78 28 23 23

ANNEX 2: GETTING TO YOUR HOUSING AT CISL (LYON – FR)

Centre International de Séjour de Lyon (CISL)
Adresse / Address: 103 Boulevard des États-Unis, 69008 Lyon - France
Téléphone / Phone international (national FR) call: +33 4 37 90 42 42 (04 37 90 42 42)
Website : https://www.cis-lyon.com/
CISL **housing, breakfasts and dinners** are paid by Lyon 1
SELF-SERVICE: Breakfast from 07:00 to 09:00 / Lunch from 12:00 to 13:30 / Dinner from 19:00 to 20:30
Check-in from 14:00 until 23:00 / Check-out before 9:00

*** **From the train station "Lyon Part-Dieu" to CISL (housing)**
In front of the train station "Lyon Part-Dieu" or the Rhônexpress tramway station "Lyon Part-Dieu", you find the road "Rue de la Villette" with the stop "Gare Part-Dieu – Villette" of the tramway T4 (public transportation).
From Lyon Part-Dieu train station to CISL: Take the tramway T4, direction "Hôpital Feyzin-Vénissieux", get off at "Professeur Beauvisage - CISL" in front of CISL.

Maps Lyon Part-Dieu train & tramway stations

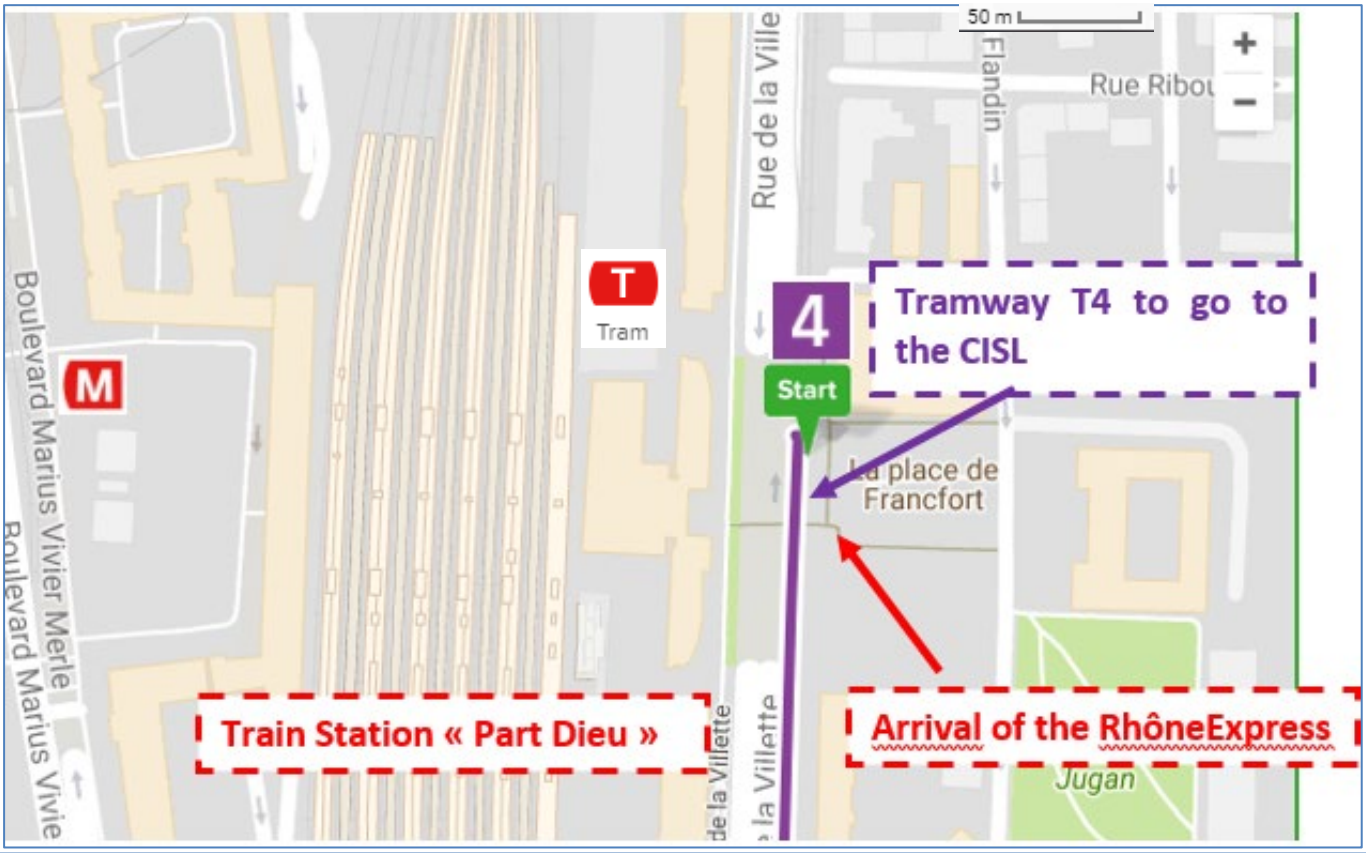

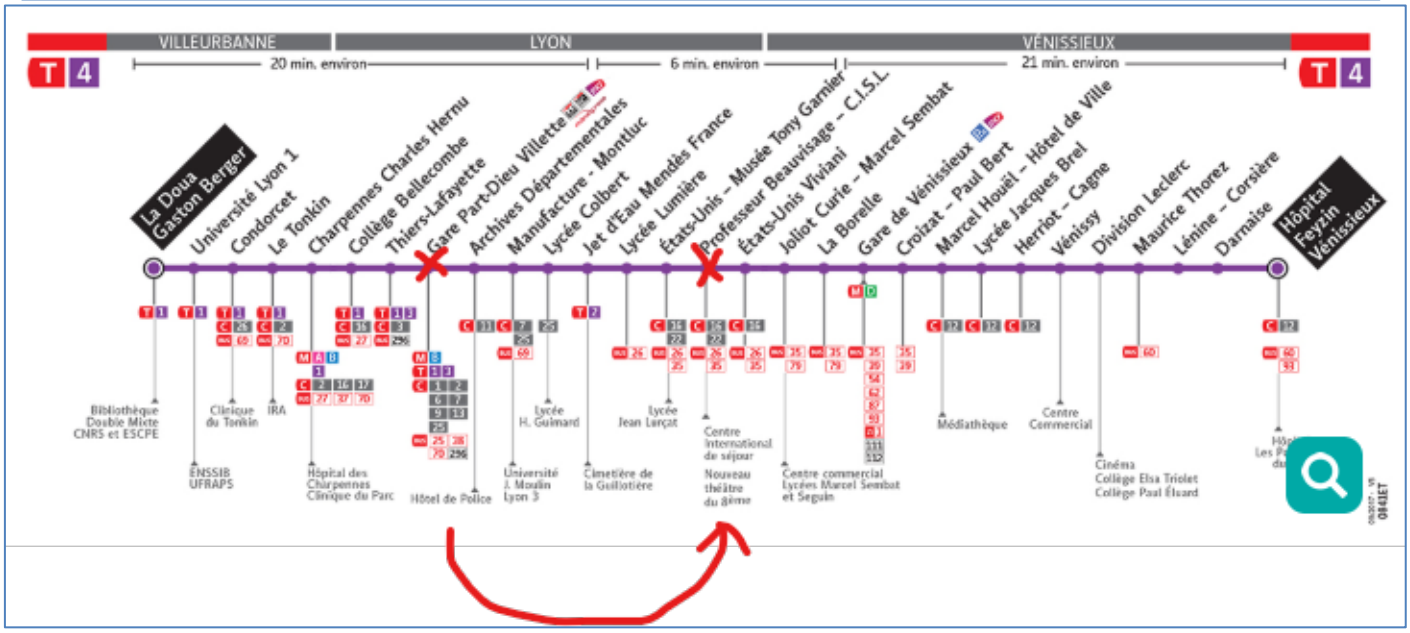

(In case of direct arrival at Lyon airport)

***** From the Lyon Saint Exupéry airport (LYS) to CISL**

Map route from **LYS airport to CISL** with Taxi in blue:

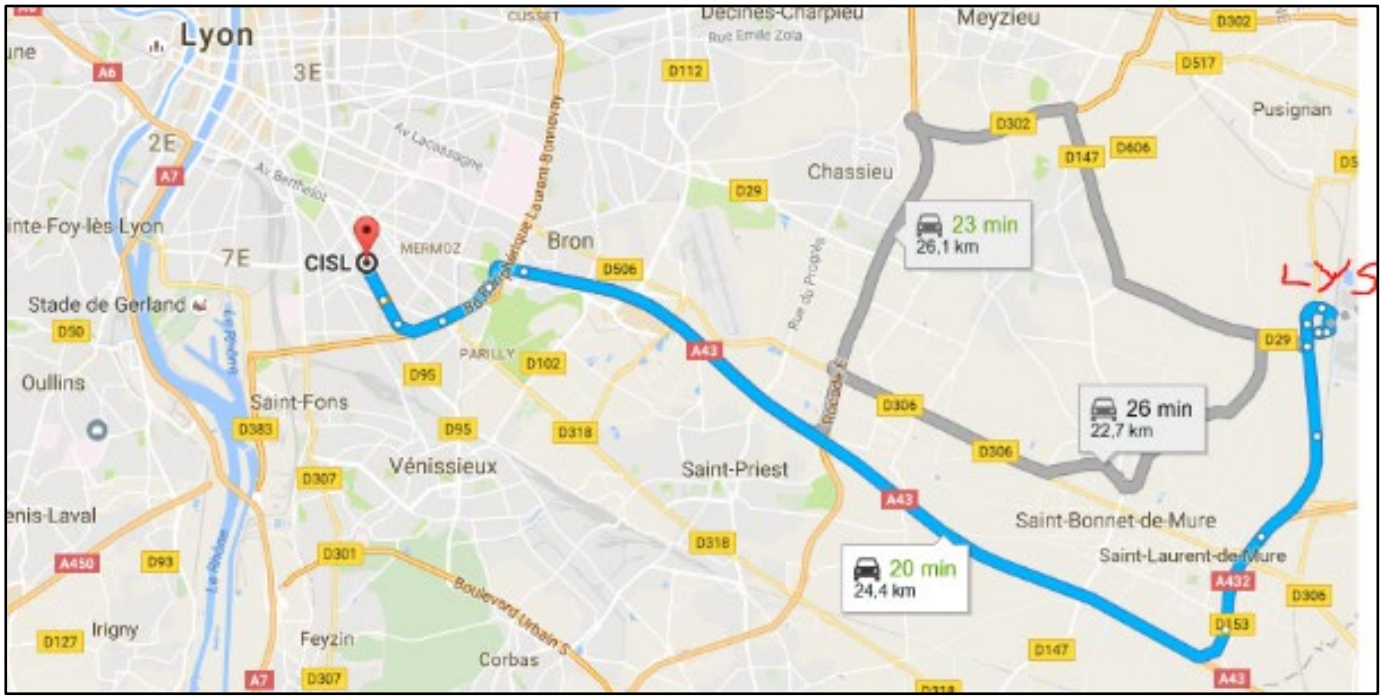

Lyon Saint Exupéry (LYS) Airport is ~25 km from the CISL.

- You can take a Taxi: around 80€ between Lyon Saint-Exupéry airport and city centre, to share between the number of passengers
  www.taxilyon.com: +33 4 72 10 86 86
  www.taxilyonnais.com: +33 4 78 26 81 81
  www.allotaxi.fr: + 33 4 78 28 23 23

- Alternatively, you can take the tramway (private company) called "**Rhônexpress**" to reach the **Lyon Part-Dieu train station** in the city centre. The cost depends on your age (cheaper if <26yo), if you buy online (cheaper than at the airport) and if you buy a single ticket or a return ticket (from 10.50€ to 28.00€ / person) https://www.rhonexpress.fr/en_GB/?path

Information (tickets, schedules, stations) available in English on this website:
https://www.rhonexpress.fr/en
Departure every 15 or 30 min, from 4.25 am to midnight, and runs every day including bank Holiday.
Then you follow the previous paragraph from the train station “Lyon Part-Dieu” to CISL (housing).

ANNEX 3: GETTING FROM CISL (housing, Lyon)
VIA THE TRAIN STATION "LYON PART-DIEU" TO LYON 1 (University, Villeurbanne – FR)

The **tramway T4** is a direct transportation between **CISL (housing) and Lyon 1 (university)** in 30 min and via the **train station "Lyon Part-Dieu"**:

From CISL

- ✓ to Lyon 1: Take the tramway T4, direction "La Doua Gaston Berger", get off at " La Doua Gaston Berger ".
- ✓ to train station "Lyon Part-Dieu": Take the tramway T4, direction "La Doua Gaston Berger", get off at "Gare Part-Dieu-Villette".

From train station Part-Dieu

- ✓ to CISL: Take the tramway T4, direction "Hôpital Feyzin-Vénissieux", get off at "Professeur Beauvisage - CISL"
- ✓ to Lyon 1: Take the tramway T4, direction "La Doua Gaston Berger", get off at " La Doua Gaston Berger ".

From Lyon 1 (return to housing)

- ✓ to train station "Lyon Part-Dieu": Take the tramway T4, direction "Hôpital Feyzin-Vénissieux", get off at "Gare Part-Dieu-Villette".
- ✓ to CISL (return to housing): Take the tramway T4, direction "Hôpital Feyzin-Vénissieux", get off at "Professeur Beauvisage - CISL"

T4 Tramway stops (red stars) at Lyon 1, Lyon Part-Dieu train station and CISL:

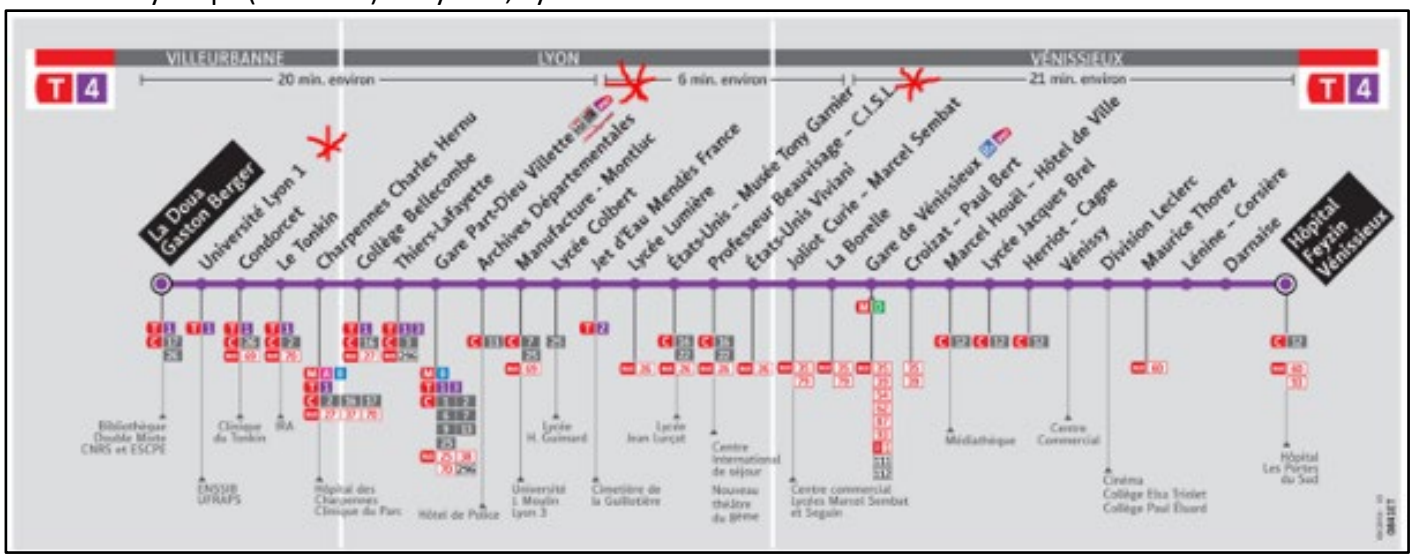

Map of Tramway T4 in violet between CISL and Lyon 1:

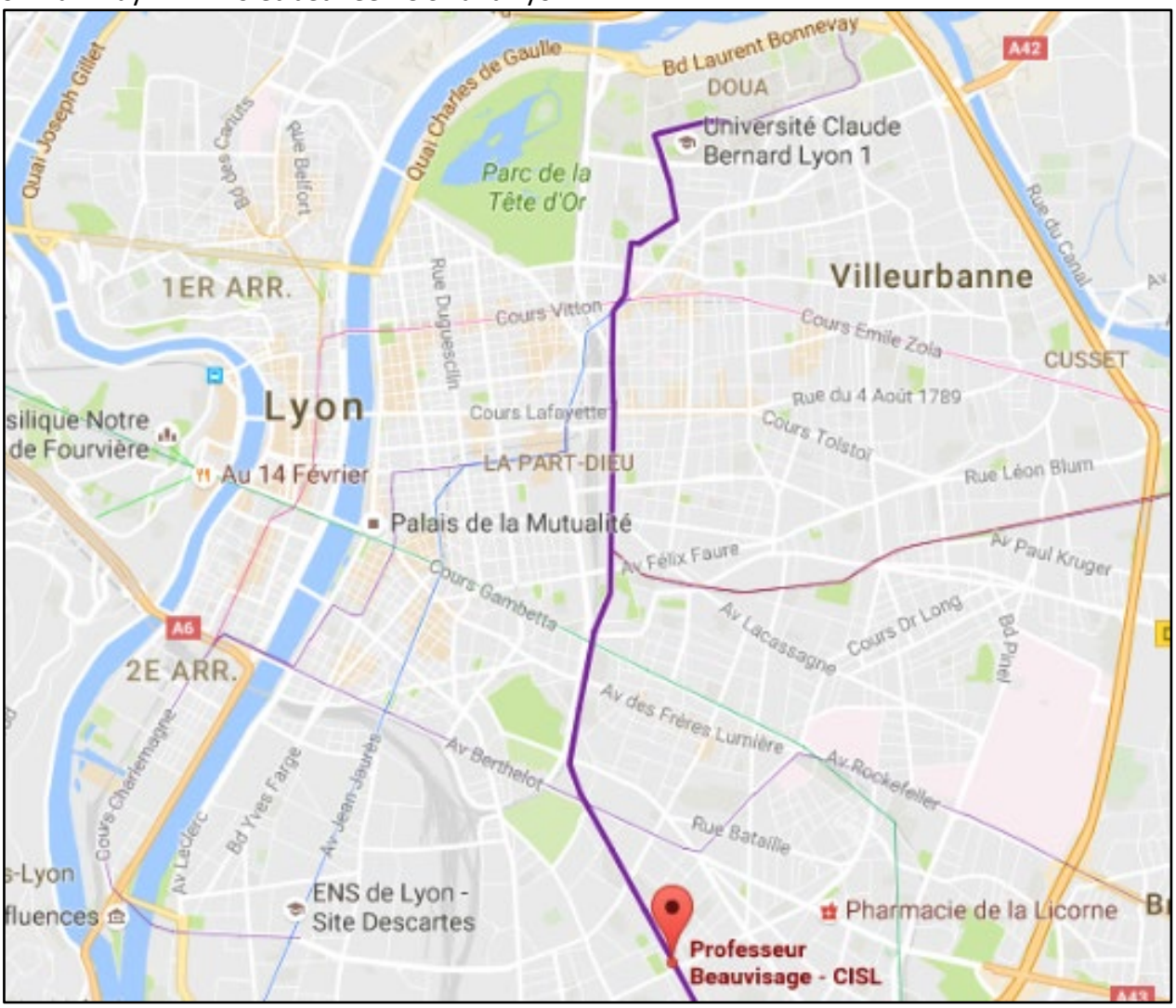

Map route to walk 5 min inside the Campus from the T1/T4 stop “La Doua Gaston Berger” (red star) to the Building / Bâtiment “Quai 43” (red arrow) or Mendel (blue arrow), just in case you miss the guide … ☺

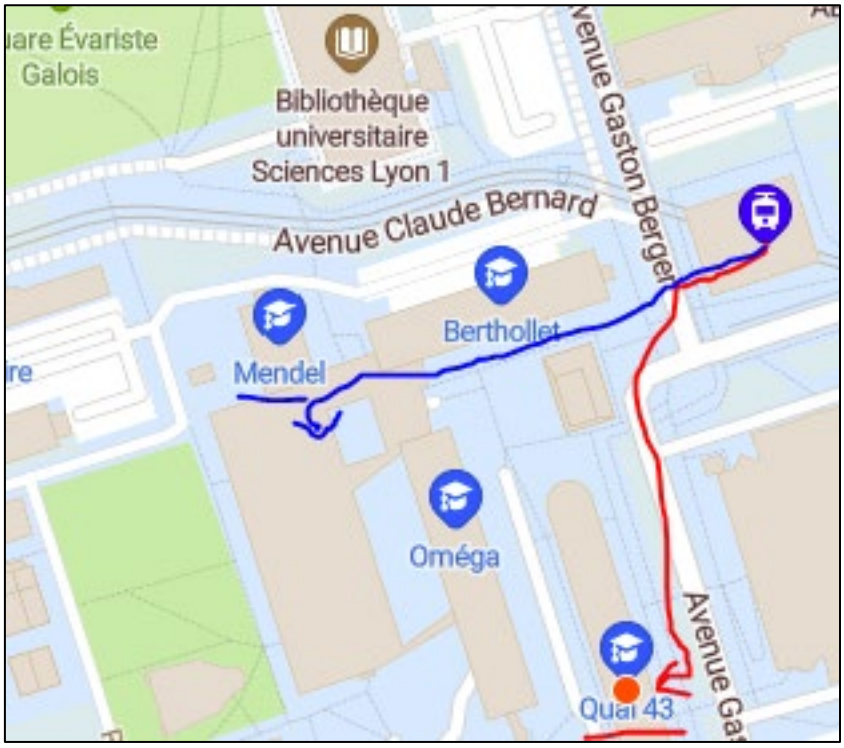



https://www.univ-lyon1.fr/campus/plan-des-campus (dynamic map in French but you can write “Quai” or “Mendel” to find the buildings of the campus “La Doua”)

ANNEX 4: PUBLIC TRANSPORTATION
MÉTRO-TRAMWAY-FUNICULAIRE MAP (LYON – FR)

WARNING: in touristic cities, such as Barcelona and Lyon, watch your belongings in nodes of public transportation because they are the favourite field for pickpockets. In Lyon, the hot-spots are: Guillotière, Saxe-Gambetta, Charpennes, and to a lesser extend Bellecour, Perrache, Gare Part-Dieu.

To find your way in Lyon public transportation, you can use the TCL website https://www.tcl.fr/en/journey-planner/route-finder or the "TCL" application for mobile phone.

Map on http://www.ferro-lyon.net/plan-metro-tram.html

ANNEX 5: 2026 TIMETABLE OF THE STUDENT ARRIVAL / DEPARTURE

to be updated with your travel, ES accommodation & diet restriction info to be sent to mylive@univ-lyon1.fr

Annex 5 is provided to the admitted students via email