

Issued on July 23

# LIVE 2025 Pre-Arrival Letter

## Installation in Barcelona (ES) & Integration Week in Lyon (FR)

The 2025 Pre-Arrival Letter is updated on line, on the LIVE WEBSITE:  
Menu About LIVE > Downloads at <https://masterlive-vaccinology.eu/downloads/>  
Online speakers are welcome at <https://univ-lyon1.webex.com/meet/daria.chirita>  
(You may need to download or update the webex app for your device available at  
<https://www.webex.com/fr/downloads.html> )

**WARNING:** all times are indicated in Barcelona-Lyon local time (GMT/UTC + 2 hours)

Dear Master LIVE Students,

With the **LIVE Integration Week 2025** starting on **Tuesday 2<sup>nd</sup> September 2025**, we look forward to welcoming you in Lyon. The following details may assist with your arrival:

In this letter, you will find important information concerning:

1. What you must take before you leave (page 2)
2. For your installation in Barcelona, Spain (page 3):
  - ✓ Your (optional) housing at Vila Universitària (Barcelona – ES)
  - ✓ UAB location (Barcelona – ES)
3. For your integration week in Lyon, France (page 3):
  - ✓ Your housing at CISL (Lyon – FR)
  - ✓ UCBL location (Villeurbanne – FR)
  - ✓ Your unlimited public transportation (TCL) 3-day ticket from Mon to Wed
4. Activities of the integration week in Lyon, France (page 5-9)
5. Contact information in case of a problem or if you are lost (page 9)

**Annex 1:** General Information (Page 11)

**Annex 2:** Getting to your housing at CISL (Lyon – FR) (Page 14)

**Annex 3:** Getting from CISL (housing, Lyon) via the train station “Lyon Part-Dieu” to UCBL (University, Villeurbanne – FR) (Page 17)

**Annex 4:** Public transportation (TCL): “Métro-Tramway-Funiculaire” map (Lyon – FR) (Page 20)

**Annex 5** (to be updated with your info): 2025 Timetable of student moving (Page 22)

## 1. WHAT YOU MUST TAKE BEFORE YOU LEAVE

Before leaving your country, you must pay attention to take all the official documents in hand cabin luggage:

### **ENTRANCE IN THE SCHENGEN AREA** requires your:

- (M1) Spanish or (M2) French valid visa to enter in the Schengen area via (M1) Spain or (M2) France.
- Original passport + copy,
- Admission Letter,
- Pre-Arrival Letter (provided by LIVE Administrative Coordinator),
- Your flight, bus or train ticket to go to (M1) Barcelona or (M2) Lyon. To find a cheaper flight option you may want to look for flights to a different city, and then travel by train or bus. Example for M2 students: arrival in Paris or Marseille instead of Lyon can be cheaper and then bus (<https://www.flixbus.fr/>, <https://www.thetrainline.com/>) or train (TGV <https://www.ouigo.com/> or <https://www.sncf-connect.com/>) go every hour to Lyon,
- Copy of your Insurance.

### **FROM BARCELONA - ES TO LYON - FR** moving inside the Schengen area requires your:

- All previous 6 items &
- Return travel ticket Barcelona – Lyon (provided by email),
- Bilingual Spanish – French certificate of participation in the LIVE Master integration week (provided by LIVE Administrative Coordinator).

### **UNIVERSITY REGISTRATION** regulations require UCBL to verify original documents with original stamp and signature (with English translation if necessary) of your:

- Passport,
- Diploma (or certificate of successful completion given waiting for the Diploma issuance),
- Transcripts

i.e. the same documents you uploaded in your MyLIVE application used for your selection or provided, more recently, to the LIVE secretariat.

In addition, UAntwerpen-BE usually asks for a digital ID picture (portrait orientation, max. 100 kb, .jpg) for the registration.

A certificate of birth can be useful for some administrative procedures depending on what you face in the Schengen area.

### **GENERAL INFORMATION:**

Please read carefully the general information in **ANNEX 1**.

## 2. FOR YOUR INSTALLATION IN BARCELONA, SPAIN

From Sept 1, you reach Barcelona to settle: **Arrival in Barcelona** at various time-point. Please read **ANNEX 5** to consider the timetable of the LIVE student arrival and their housing to connect each other, if applicable.

### YOUR (OPTIONAL) HOUSING AT VILA UNIVERSITÀRIA (Barcelona – ES)

A convenient way to live during your first semester is to stay at the **Vila Universitària** of UAB (Universitat Autònoma de Barcelona). It is located in the UAB campus. You may also choose another accommodation, e.g. in the centre of Barcelona. Keep in mind, however, that you will need at times to reach two different locations during one day to attend classes. Therefore, wherever you chose your accommodation, make sure that public transport is in close proximity. Check the timetables of the subway (<https://www.tmb.cat/en/home>) and the local trains (Ferrocarrils de la Generalitat de Catalunya; FGC; [www.fgc.cat/en/lines-and-schedule/](http://www.fgc.cat/en/lines-and-schedule/)) to estimate your daily travel time depending on the housing location. Please contact the UAB-UB local coordinators if you have any doubts concerning accommodation.

#### **Vila Universitària UAB**

Address: Carrer de la Vila, s/n, 08193 Bellaterra, Barcelona

Phone: +34 935 81 70 04 or from Spain 935 81 70 04

Website : <https://vilauniversitaria.uab.cat/en>

You can choose studios, premium studios, and individual or shared rooms. You will find all further details about floor plans, room size, bathrooms and kitchens in the Vila Universitària webpage.

### UAB LOCATION (Barcelona – ES)

Teaching is expected to be in person throughout the semester. You are thus **required to come to Barcelona before Sept 1<sup>st</sup>**, unless you experience a VISA or travel problem. Contact the LIVE Secretariat at [mylive@univ-lyon1.fr](mailto:mylive@univ-lyon1.fr) in this case.

Please read your Master LIVE **Handbook S1 2025-26 “Practical information”** for the **access** to the **UAB Campus** and your housing at **Vila Universitària**, and the **map** of the UAB campus. The Handbook S1 will be provided to you by the Coordinators in Barcelona.

## 3. FOR YOUR INTEGRATION WEEK IN LYON, FRANCE

Students first settle in Spain by September 1 and the LIVE will send you a ticket to travel by train from Barcelona to Lyon on September 1. The integration week is organized in Lyon (FR) from September 1 (train BCN to Lyon) to September 5 (train Lyon to BCN).

- Students from outside the Schengen area: you can enter France with a Spanish Schengen visa but it has happened in the past that the border police (e.g. Turkish) blocked student during the transfer because the destination (France) was not that of the visa (Spain). This is why we propose that all students first settle in Spain and then come to Lyon by train (return ticket provided by the program). Another reason is for you to come in Lyon with few belongings.

- Students from the Schengen area: if you decide to come directly to Lyon on September 1, please inform the LIVE secretariat who will adjust your train ticket from Lyon to BCN, only.

### YOUR MANDATORY HOUSING AT CISL (Lyon - FR)

Accommodation (nights of Sept 1, 2, 3 and 4, 2025) have been reserved for all the Master LIVE M1 students at the **CISL** in Lyon (FR).

Centre International de Séjour de Lyon (**CISL**):

Address: 103 Boulevard des États-Unis, 69008 Lyon

Phone: +33 4 37 90 42 42 or from France 04 37 90 42 42

Website : <http://www.cis-lyon.com/3/>

Shared rooms are with shower, sink and WC: Single beds in all rooms (90 x 200 cm.). Bed linen and blankets are provided. Rooms are cleaned every morning. Towels and toiletries are not provided.

The list of people and schedule of arrival in Lyon have been given to CISL that is awaiting you.

Please read carefully **ANNEX 2** for getting to your housing at CISL.

### UCBL LOCATION (Villeurbanne - FR)

Part of the programme will be realized at one of the main **UCBL** campus called “La Doua”:

Université Claude Bernard Lyon 1 (**UCBL**)

**Campus “La Doua”**

43 boulevard du 11 novembre, 69100 Villeurbanne

Please read carefully **ANNEX 3** for getting from your housing at CISL to the University Campus La Doua

### YOUR UNLIMITED PUBLIC TRANSPORTATION IN LYON (TCL) 1-day ticket per day from Tue to Thu

In the morning of Sep 2, you will receive at CISL the tickets “TCL PASS” to travel throughout the TCL network (bus, tram, metro, funicular) on Sept 4-5-6: the number of trips during the day is unlimited. **Simply validate this ticket each time you enter a transport and do not lose this ticket because you must show it to the screening officer, if they ask for it.** If you are unable to present your ticket to a screening officer, you are in violation. You must then pay a fine of €60 (immediate payment). Please read **ANNEX 4** to see the public transportation (TCL): “Métro-Tramway-Funiculaire” map. To find your way in Lyon public transportation, you can use the TCL website <https://www.tcl.fr/en/journey-planner/route-finder> or the “TCL” application for mobile phone.

#### 4. ACTIVITIES OF THE INTEGRATION WEEK IN LYON, FRANCE

Mon

❖ **Sept 1:**

**Arrival in Lyon** at various hours. M1 students join their housing at CISL **ANNEX 2**. Please read **ANNEX 5** to consider the timetable of the LIVE student arrival.

Tue

❖ **Sept 2**

**07:50 Meeting point with Dasha:** after the breakfast, at CISL main entrance for the welcome words and distribution of the day 1 ticket "TCL PASS" by the LIVE Administrative Coordinator Dasha.

Bring your **sunscreen, camera, walking shoes and water bottles!**

At 08:10, departure with Dasha from the CISL with the T4 tramway as explained in **ANNEX 3**, to arrive at UCBL, **building Astrée (2nd floor)** at 08:45.



**08:45 – 12:30 Summer School IVID Graduate Programme:**

**08:45 – 09:00:** GI IVID presentation

**09:00 – 09:45:** Keynote Theme 1: **Prof. M. Nunes**, UCBL, CERP, France

**09:45 – 10:30:** Keynote Theme 2: **Prof. Z. Drulis-Kawa**, University of Wroclaw, Poland

**10:30 – 11:00:** Break

**11:00 – 11:45:** Keynote Theme 3: **Prof. JP Rasigade**, HCL, CIRI, France

**11:45 – 12:30:** Keynote Theme 4: **Dr. V. Pereira Almeida**, Ludwig Institute for Cancer Research, University of Oxford, UK (**LIVE Master Alumnus, MONTAGU 2018-2020**)

[Website for Summer School IVID Graduate Programme](#)



**12:30 – 13:30 Lunch organised by IVID Graduate Programme (provided)**

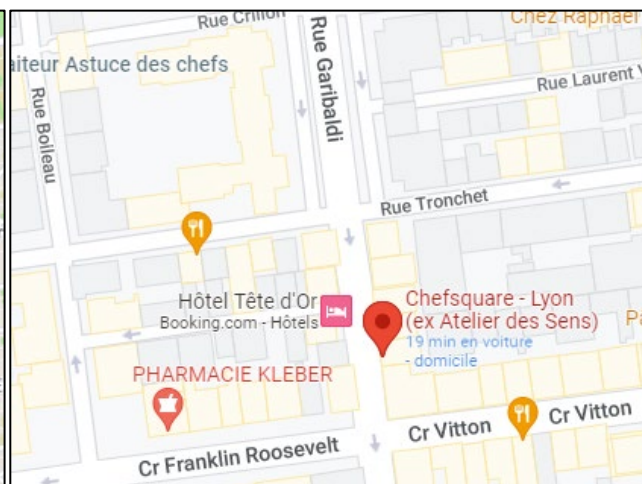
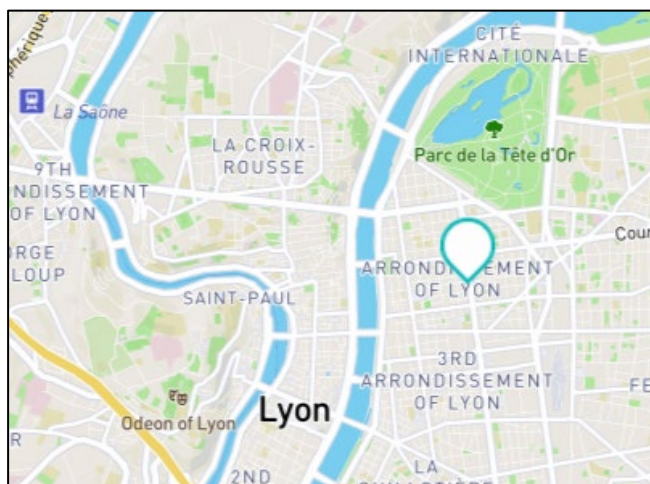


**13:30 Meeting point with Dasha:** on site at building Astrée to go by walking to Chefsquare.







**14:00 – 16:30 The "Team Cooking Atelier Pâtisserie" at Chefsquare** with tasting of your pastries, the fruit of your collective efforts.

Address: 55 rue Garibaldi 69006 Lyon (Phone: 09 84 34 40 45.)








-  **16:30 Meeting point with Dasha:** on site at Chefsquare to go to La Doua Campus, building Berthollet
-  **17:00 – 17:45 Open question session, Opening Online Bank account**
-  **From 17:45** From La Doua to the CISL with the T4 tramway as explained in [ANNEX 3](#)
-  **19:00 – 20:30 Dinner at CISL** (provided)




 **Sept 3**

-  **08:15 Meeting point with Dasha:** after the breakfast, at CISL main entrance, Bring your **Passport + Diploma + Transcripts & translation** for university registration. Distribution of the day 2 ticket “TCL PASS” by the LIVE Administrative Coordinator Dasha and at 08:30, departure from the CISL with the T4 tramway as explained in [ANNEX 3](#), to arrive at UCBL, **building Mendel, Patio (1<sup>st</sup> floor)** at 09:00.

#### IMPORTANT UNIVERSITY REGULATIONS

Regulations require the UCBL university to check **original** items with original stamp and signature (with English translation if necessary) for Bachelor diploma (or certificate given waiting for the real Diploma), Bachelor transcripts and passport, the same documents you uploaded in your MyLIVE application used for your selection or provided, more recently, to the LIVE secretariat.

-  **09:00 – 12:00 Formal registration at UCBL (half-group) & digital activities (half-group), [building Mendel, secretariat of UFR Biosciences \(ground floor\)](#)**  
Half of the students stay at the secretariat of UCBL-UFR Biosciences for UCBL official registration, supported by Flavian Bouchet, International Mobility Assistant at UCBL.

Half of the students go with Dasha **building Berthollet, room 204 (2<sup>nd</sup> floor)** for the training on UCBL digital tools: Sesame, email, Moodle, Eduroam, online bank.  
Group exchange at 10:30, guided by Dasha & Flavian.

- 🎵 **12:15 – 13:45 Lunch** (provided, details will come later)
- 🎵 **13:45 Meeting point with Dasha:** to go to **building Berthollet, room 204 (2<sup>nd</sup> floor)**
- 🎵 **14:00 – 16:00 Information from Barcelona universities (Semester 1) & Campus Virtual UAB and UB** by the LIVE Local Coordinators of Barcelona: Prof Carme ROURA (UAB) and Ass Prof Thomas STRATMANN (UB).
- 🎵 **16:15 – 16:45 Presentation and pre-registration at UAntwerpen (Semester 2)** by the Local Coordinator of Antwerp & his Assistant: Prof. Peter DELPUTTE & Sarah VAN LOOY (UAntwerpen, in person & online)
- 🎵 **17:00 – 17:30 UCBL-UJM Presentation (Semester 3)** by the Local Coordinator of Saint-Etienne Prof. Stéphane PAUL (UJM) & Ass. Prof Stéphanie LONGET
- 🎵 **From 17:30** From La Doua to the CISL with the T4 tramway as explained in **ANNEX 3**
- 🎵 **19:00 – 20:30 Dinner at CISL** (provided)



#### ❖ **Sept 4**

- 🎵 **08:15 Meeting point with Dasha:** after the breakfast, at CISL main entrance distribution of the day 3 ticket “TCL PASS” by the LIVE Administrative Coordinator Dasha.  
Bring your **sunscreen, camera, walking shoes and water bottles!**  
Please leave your packed dinner (and other material if applicable) in the car of Prof Delprat. Please pick up your packed lunch for the picnic in the park.  
At 08:30, departure with Dasha from the CISL with the T4 tramway as explained in **ANNEX 3**, to arrive at 09:00 at UCBL, **building Berthollet, room 204 (2<sup>nd</sup> floor)**.
- 🎵 **09:00 – 11:00 Official Student Agreement Signature**  
Reading / questioning and then signing the text of the Student Agreement under the supervision of the LIVE Coordinator, Prof. Delprat.
- 🎵 **11:00 – 12:00 EMA & IVAA Alumni associations:**
  - 🎵 **EMA presentation by Josselyn YAGUANA NAVARRETE (GILBERT 2021-2023)** *(to be confirmed)*
  - 🎵 **IVAA presentation by Prabin POUDEL and Tanish BHALLA (BELKAID 2024-2026)**
- 🎵 **12:00 – 13:30 Meeting point with Dasha:** on site at Berthollet to go by walking to the “Parc de la Tête d’Or” for your picnic (provided).



- 🌈 **13:30 Meeting point with Dasha:** on site at “Parc de la Tête d’Or” to go to the Life and values in the EU session.
- 🌈 **14:00 – 17:30 Life and values in the EU with students from the “Yasmin BELKAID” promotion (M2),** details will be confirmed



- 🌈 **17:30 Meeting point with Dasha:** on site to go to Parc de Gerland
- 🌈 **18:00 Meeting point with Prof Delprat:** Please pick up your picnic bags (and other material if applicable) from the car of Prof Delprat in front of the entry of the “Parc de Gerland”, 24 allée Pierre de Coubertin, Lyon, for the friendly buddy meeting & picnic at “Parc de Gerland”, with the M2 LIVE students from the 2024 promotion “Yasmine Belkaid”. Sunset expected at 20:10, Parc de Gerland is opened until 22:30.

**18:00 – 20:30: M1/M2 international LIVE buddy meeting & picnic at “Parc de Gerland”**

- 🌈 **20:30 Meeting point with Prof Delprat:** after the buddy meeting to come back to CISL.  
From Gerland to CISL: at 20:40, departure by walking 8 min to take the Métro B at “Stade de Gerland” at 20:49 direction “Charpennes”, get off at “Debourg” at 20:51, then walk 2 min to take the tramway T6 at 20:57 direction “Hôpitaux Est-Pinel”, get off at “Beauvisage CISL” at 21:07.

*(Master 2 student from Gerland to CROUS: at 20:33, departure by walking 8 min to take the Métro B at “Stade de Gerland” at 20:42 direction “Charpennes”, get off at “Charpennes” at 20:55, then walk 2 min to take the tramway T1 at 21:02 direction “IUT Feyssine”, get off at “Condorcet” at 21:05, walking 7min, arrival at 21:12.)*





**Sept 5**



Departure to Barcelona according to your train tickets



Things to do in Barcelona city <https://ticketshop.barcelona/>

## 5. YOUR CONTACTS IF YOU HAVE ANY PROBLEM OR IF YOU ARE LOST

### ✓ YOUR CONTACTS IN BARCELONA - ES

- International Mobility Assistant Mr. Martí Lluís Avilés [programes.conjunts.internacionals@uab.cat](mailto:programes.conjunts.internacionals@uab.cat) or [international.support@uab.cat](mailto:international.support@uab.cat) on the:
  - desk phone (International / national ES call): +34 93 581 49 57/ 93 581 49 57  
International Mobility Support Service  
Gestió de Programes Conjunts Internacionals  
Àrea de Relacions Internacionals  
Edifici N – Hemeroteca General (Plaça Cívica)
- LIVE UAB Local Coordinator Prof Carme Roura [carme.roura@uab.cat](mailto:carme.roura@uab.cat) on the:
  - mobile phone (International / in Spain): +34 637 477 699/ 637 477 699 (WhatsApp ok)
  - desk phone (International / national ES call): +34 93 581 2801 / 93 581 2801  
& Prof Dolores Jaraquemada [dolores.jaraquemada@uab.cat](mailto:dolores.jaraquemada@uab.cat)
- LIVE UB Local Coordinator Prof Thomas Stratmann [thomas.stratmann@ub.edu](mailto:thomas.stratmann@ub.edu) on the:
  - mobile phone (International / national ES call): +34 664 031 130 / 664 031 130 (WhatsApp ok)
  - desk phone (International / in Spain): +34 93 402 15 33/ 93 402 15 33

### ✓ YOUR CONTACTS IN LYON - FR

Your contacts during the integration week:

- LIVE Administrative Coordinator “Dasha” Dr Daria Chirita [daria.chirita@univ-lyon1.fr](mailto:daria.chirita@univ-lyon1.fr)
  - desk phone (International / national FR call): +33 4 78 77 72 74 / 04 78 77 72 74
- International Mobility Assistant Mr Flavian Bouchet [flavian.bouchet@univ-lyon1.fr](mailto:flavian.bouchet@univ-lyon1.fr)
  - desk phone (International / national FR call): +33 4 72 44 79 35 / 04 72 44 79 35
- LIVE Coordinator Prof Christine Delprat [christine.delprat@univ-lyon1.fr](mailto:christine.delprat@univ-lyon1.fr)
  - mobile phone (International / national FR call): +33 6 22 49 92 72 / 06 22 49 92 72

## ANNEX 1: GENERAL INFORMATION

### Passport, Visas

Those from countries within the European Union are recommended to travel with a valid ID. In addition, depending on individuals' citizenship, a visa may be required.

Please make a copy of your passport and visa.

French law: your passport must be valid for at least 3 months after the end date of your visa. It must also have been issued for less than 10 years to obtain a French visa. Therefore, you should enter the LIVE 2-year program year "n" with a passport expire date no earlier than December year "n+2" to be able to apply for your French visa at the end of semester 2, if applicable.

### Insurance

LIVE students are covered by the Erasmus Mundus Student Protection (EMSP) insurance policy, paid by the programme LIVE. Please bring with you a copy of your insurance certificate received by email.

To learn more about your insurance and how to use it, go to

<https://www.marshsat.com/msatpublic/emsp/homepage>

### Mobile phone, SIM card

Choosing a SIM card is a personal choice. Advice is available exchanging with M2 Alumni (your buddy will be soon in contact with you if not yet done) and on websites such as

<https://www.france-hotel-guide.com/en/blog/french-sim-cards-for-tourists/>

<https://www.phonetravelwiz.com/buying-a-sim-card-in-spain-guide/>

Your Spanish card will work in France too and conversely. Anywhere within the European Union for that matter, be sure to set Roaming on: "ON".

Official regulations: [https://en.wikipedia.org/wiki/European\\_Union\\_roaming\\_regulations](https://en.wikipedia.org/wiki/European_Union_roaming_regulations)

### Bank account

At UCBL, for any payment and/or reimbursement, we need a bank identity issued by the bank. The bank must be registered at least in one country of the Euro area: 20 countries (Austria, Belgium, Croatia, Cyprus, Estonia, Finland, France, Germany, Greece, Ireland, Italy, Latvia, Lithuania, Luxembourg, Malta, the Netherlands, Portugal, Slovakia, Slovenia and Spain) are using Euro as their currency, whatever this is an online bank or a bank with physical counters. Two reasons: UCBL is not allowed to send money coming from taxes of European citizens outside Europe and you will save money if the bank directly uses euros because you will not have to apply an exchange rate upon receipt of payment.

Choosing a bank is a personal choice. Advice supported by the answers collected in the LIVE quality control survey: your LIVE colleagues of the previous promotion could easily open a bank account in online banks such as "Wise", "Revolut" or "N26" with no issues to use and they quickly obtained their bank identity statement. Each LIVE student (with or without scholarship) must send his/her **bank identity issued by the bank** to the email [mylive@univ-lyon1.fr](mailto:mylive@univ-lyon1.fr) as soon as possible. Then, we can enter your bank account information in the UCBL system: this first step takes 1-2 weeks so the sooner we receive your bank identity, the better it is for your payments and/or refunds.

### Scholarship payment for concerned students

The payment of the European scholarship will start to a European bank account after the checking of original papers (Diploma + transcripts + passport) and the official enrolment of the student at UCBL.

Subsistence payment: there is a checking of the daily student presence in the programme on the 20<sup>th</sup> of the month so that you can receive your scholarship around the last day of the month, each month. First payment around Sept 30, provided that we timely received your bank identity (translation in French: “relevé d’identité bancaire” abbreviated in “RIB”; in Spanish = “Detalles del banco”) to operate the transfer.

**Please send your bank identity** issued by the bank to [mylive@univ-lyon1.fr](mailto:mylive@univ-lyon1.fr) as soon as possible.

### Arrival with 1-2 months of living costs

Using the student facilities, you can live in Barcelona, Antwerp and Lyon with 1100€ per month. However, we warn scholarship students that UCBL needs 2-4 weeks to settle the payment of the scholarship, after providing your bank account statement issued by your bank. We therefore advise you to come with savings equivalent to one or two months, as far as possible. If you encounter difficulties that you cannot resolve jointly with your family or friends, share your difficulties with the first semester Coordinators.

### Emergency phone numbers

- ✓ in Spain:

The general emergency phone number for medical issues/ambulance, fire fighter and police is 112.

- ✓ in France:

Medical care free number for hospital emergency “SAMU”: 15

Police free number: 17

### Weather (°C)

- ✓ in Barcelona: Sunny forecast, generally between 20°C min and 26°C max with an average of 4 rainy days in September.
- ✓ in Lyon: Sunny forecast, generally between 14°C min and 23°C max with an average of 6 rainy days in September. With the north wind, the nights can be cooler, please check before moving.

### Currency

The official currency in the LIVE countries (Spain, Belgium and France) is the Euro.

### Catering, restaurants

Among adaptations when you live in different countries, there are the hours you take your meals, if you intend to use the country cookers and restaurants... just ask your browser “meal times in Spain, Belgium and France” and you will discover that meal times are different and also the snacking habits, which are very developed in Spain and to a lesser extend in Belgium while unlike other Europeans, French don't snack much, preferring to eat in three meals.

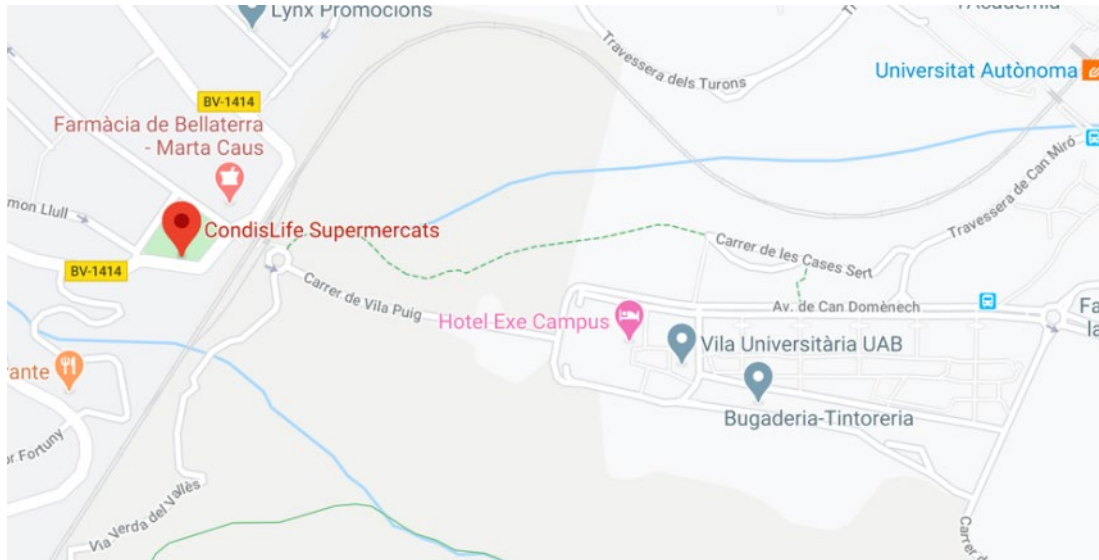
### Shopping

- ✓ in Barcelona

Grocery stores are generally open from 9h to 20h or 21h. Stores in shopping malls may open from 10h until 21h. Other shops are often opened from 10h to 13h and then from 17h to 20h.

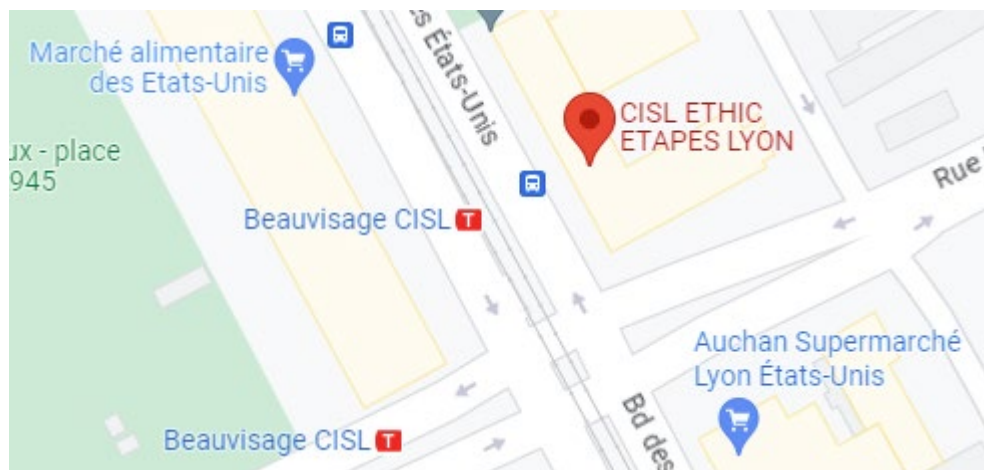


You will find a small grocery store in the Vila Universitària of the UAB with a limited selection. A better selection can be found at the Condis supermarket in Bellaterra, just behind the FCG train station (ca. 500m distance from the Vila). Opening hours from 9h to 21h30.



### ✓ in Lyon

Stores are generally open from 9h to 19h or 20h in shopping malls. Just in front of the CISL (ca. 40 m distance from the CISL), you find two market: “Auchan supermarché Lyon États-Unis” (opening hours from 8h30 to 20h30 Mon to Sat and 8h30 to 12h30 on Sundays) and “Marché alimentaire des Etats-Unis” (organized outside on Tue-Thu-Sat opening hours 6h to 13h)



### Local Public Transport

#### ✓ in Barcelona

The local public transport is covered by the FCG and the TMB (Transport Metropolitans de Barcelona; metro, bus and tramway).

The metro in Barcelona operates from 5 am to midnight from Sunday until Thursday. On Friday the subway opens until 2 am and on Saturday and other public holidays, the metro opens 24 hours.



See page <https://www.tmb.cat/es/home> for ticket information.

✓ in Lyon

Price: 2€ / ticket for 1 hour.

Public transportation is running from 5 am to midnight.

#### Payment options:

-  TCL terminals no longer sell single-use tickets
-  You can pay directly inside the tram/metro/bus by contactless payment (debit card, NFC technology: GooglePay, Apple pay, etc)

At the automatic terminal you can buy a rechargeable No-Contact Ticket (NCT) - 0.20€ - which you can top up with 1h tickets. The NCT can be topped up 10 times.

For more information: <https://www.tcl.fr/en>



#### Taxis

✓ in Lyon

[www.taxilyon.com](http://www.taxilyon.com): +33 4 72 10 86 86

[www.taxilyonnais.com](http://www.taxilyonnais.com): +33 4 78 26 81 81

[www.allotaxi.fr](http://www.allotaxi.fr): + 33 4 78 28 23 23

## ANNEX 2: GETTING TO YOUR HOUSING AT CISL (LYON – FR)

### Centre International de Séjour de Lyon (CISL)

Adresse / Address: 103 Boulevard des États-Unis, 69008 Lyon - France

Téléphone / Phone international (national FR) call: +33 4 37 90 42 42 (04 37 90 42 42)

Website : <https://www.cis-lyon.com/>

CISL **housing, breakfasts and dinners** are paid by UCBL

SELF-SERVICE: Breakfast from 07:00 to 09:00 / Lunch from 12:00 to 13:30 / Dinner from 19:00 to 20:30

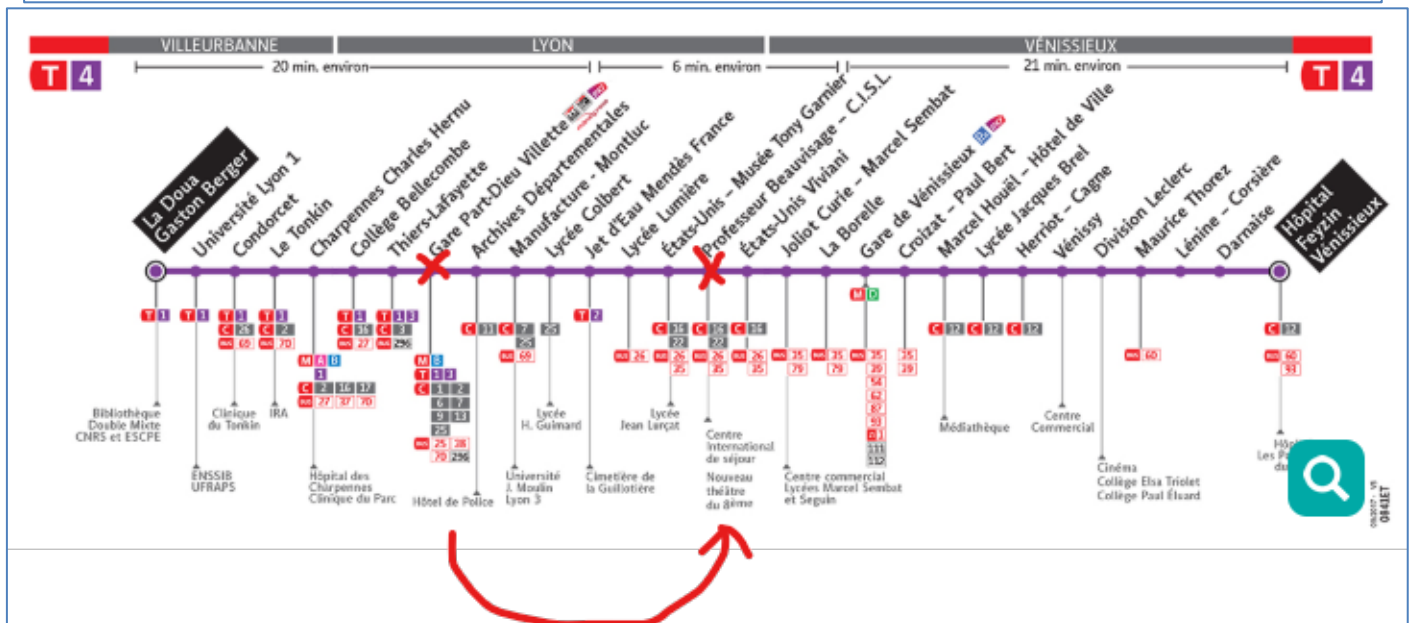
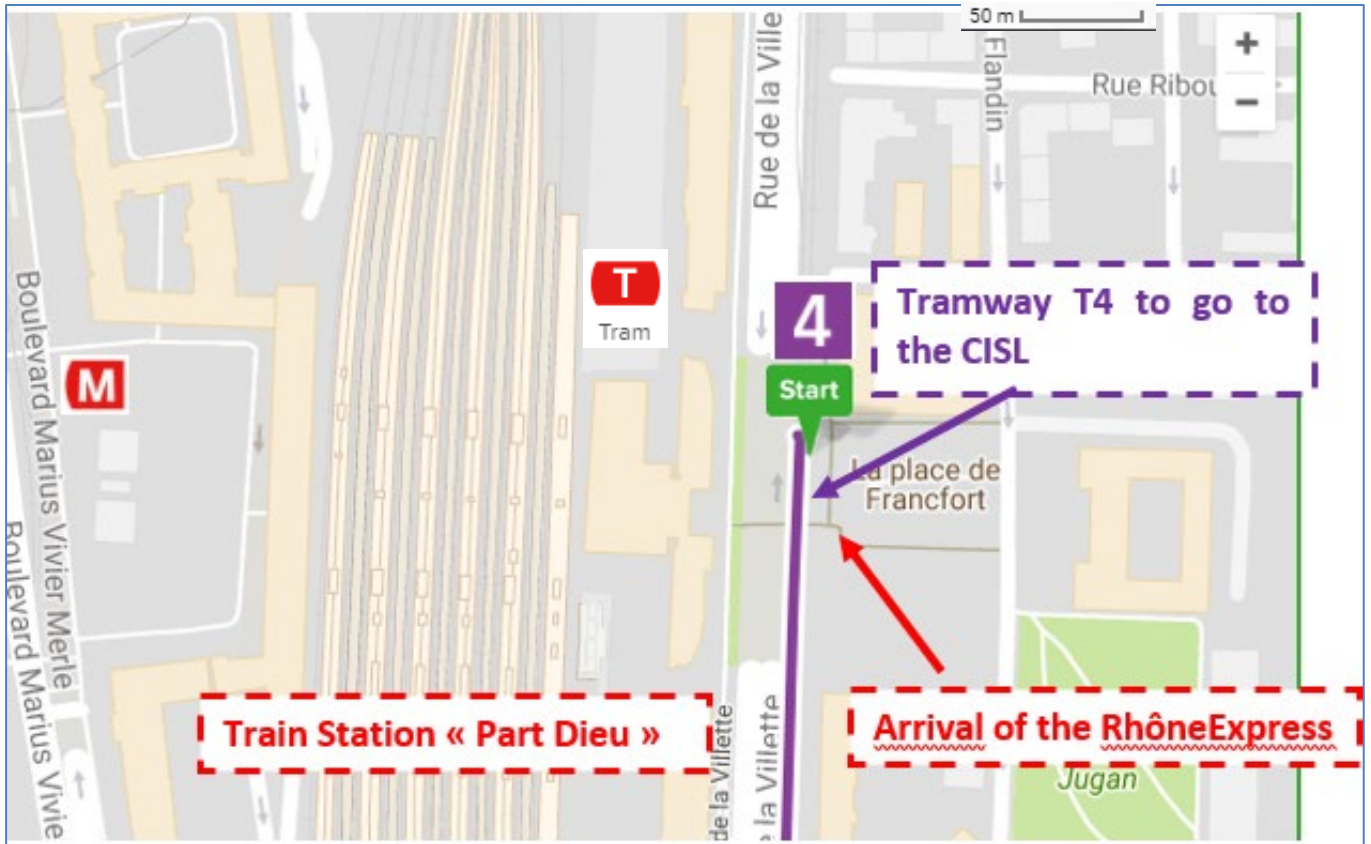
Check-in from 14:00 until 23:00 / Check-out before 9:00

#### \*\*\* From the train station "Lyon Part-Dieu" to CISL (housing)

In front of the train station "Lyon Part-Dieu" or the Rhônexpress tramway station "Lyon Part-Dieu", you find the road "Rue de la Villette" with the stop "Gare Part-Dieu – Villette" of the tramway T4 (public transportation).

From Lyon Part-Dieu train station to CISL: Take the tramway T4, direction "Hôpital Feyzin-Vénissieux", get off at "Professeur Beauvisage - CISL" in front of CISL.

## Maps Lyon Part-Dieu train & tramway stations

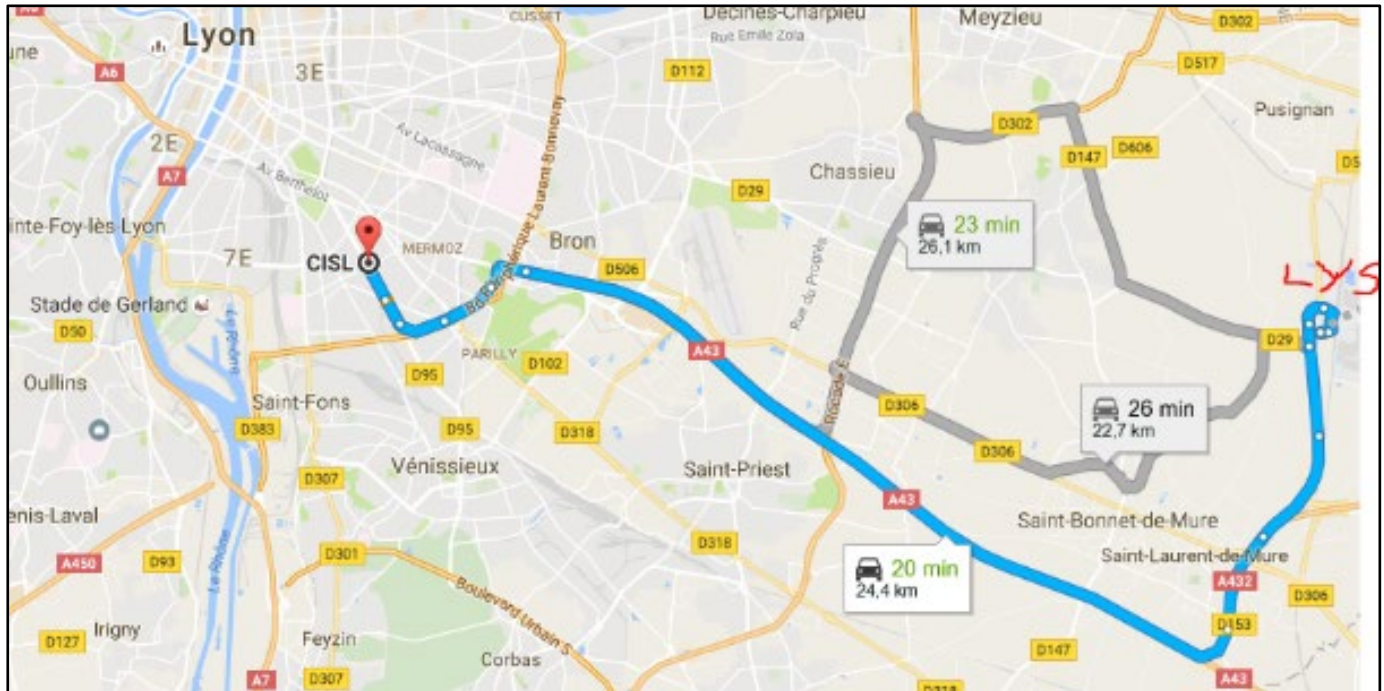




(In case of direct arrival at Lyon airport)

\*\*\* From the Lyon Saint Exupéry airport (LYS) to CISL

Map route from **LYS airport to CISL** with Taxi in blue:



Lyon Saint Exupéry (LYS) Airport is ~25 km from the CISL.

- You can take a Taxi: around 60€ between Lyon Saint-Exupéry airport and city centre, to share between the number of passengers  
[www.taxilyon.com](http://www.taxilyon.com): +33 4 72 10 86 86  
[www.taxilyonnais.com](http://www.taxilyonnais.com): +33 4 78 26 81 81  
[www.allotaxi.fr](http://www.allotaxi.fr): + 33 4 78 28 23 23
- Alternatively, you can take alone the tramway (private company) called "**Rhôneexpress**" to reach the **Lyon Part-Dieu train station** in the city centre. The cost depends on your age (cheaper for youngsters), if you buy through internet (cheaper than at the airport) and if you buy a single ticket or a return ticket (from € 15.20 to 28.30€ / person) [https://www.rhoneexpress.fr/en\\_GB/?path](https://www.rhoneexpress.fr/en_GB/?path)

Information (tickets, schedules, stations) available in English on this website:

<https://www.rhoneexpress.fr/en>

Departure every 15 or 30 min, from 4.25 am to midnight, and runs every day including bank Holiday.

Then you follow the previous paragraph from the train station "Lyon Part-Dieu" to CISL (housing).



## ANNEX 3: GETTING FROM CISL (housing, Lyon)

### VIA THE TRAIN STATION "LYON PART-DIEU" TO UCBL (University, Villeurbanne – FR)

The **tramway T4** is a direct transportation between **CISL (housing)** and **UCBL (university)** in 30 min and via the **train station "Lyon Part-Dieu"**:

From CISL

- ✓ to UCBL: Take the tramway T4, direction "La Doua Gaston Berger", get off at "Université Lyon 1".
- ✓ to train station "Lyon Part-Dieu": Take the tramway T4, direction "La Doua Gaston Berger", get off at "Gare Part-Dieu-Ville".

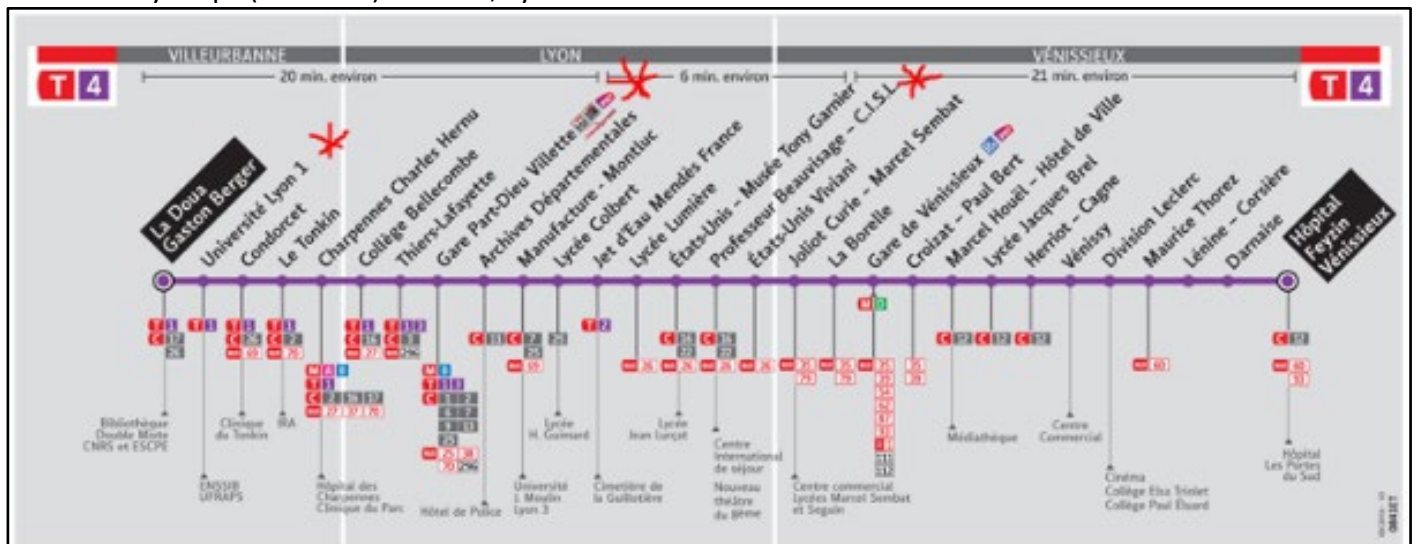
From train station Patr-Dieu

- ✓ to CISL: Take the tramway T4, direction "Hôpital Feyzin-Vénissieux", get off at "Professeur Beauvisage - CISL".
- ✓ to UCBL: Take the tramway T4, direction "La Doua Gaston Berger", get off at "Université Lyon 1".

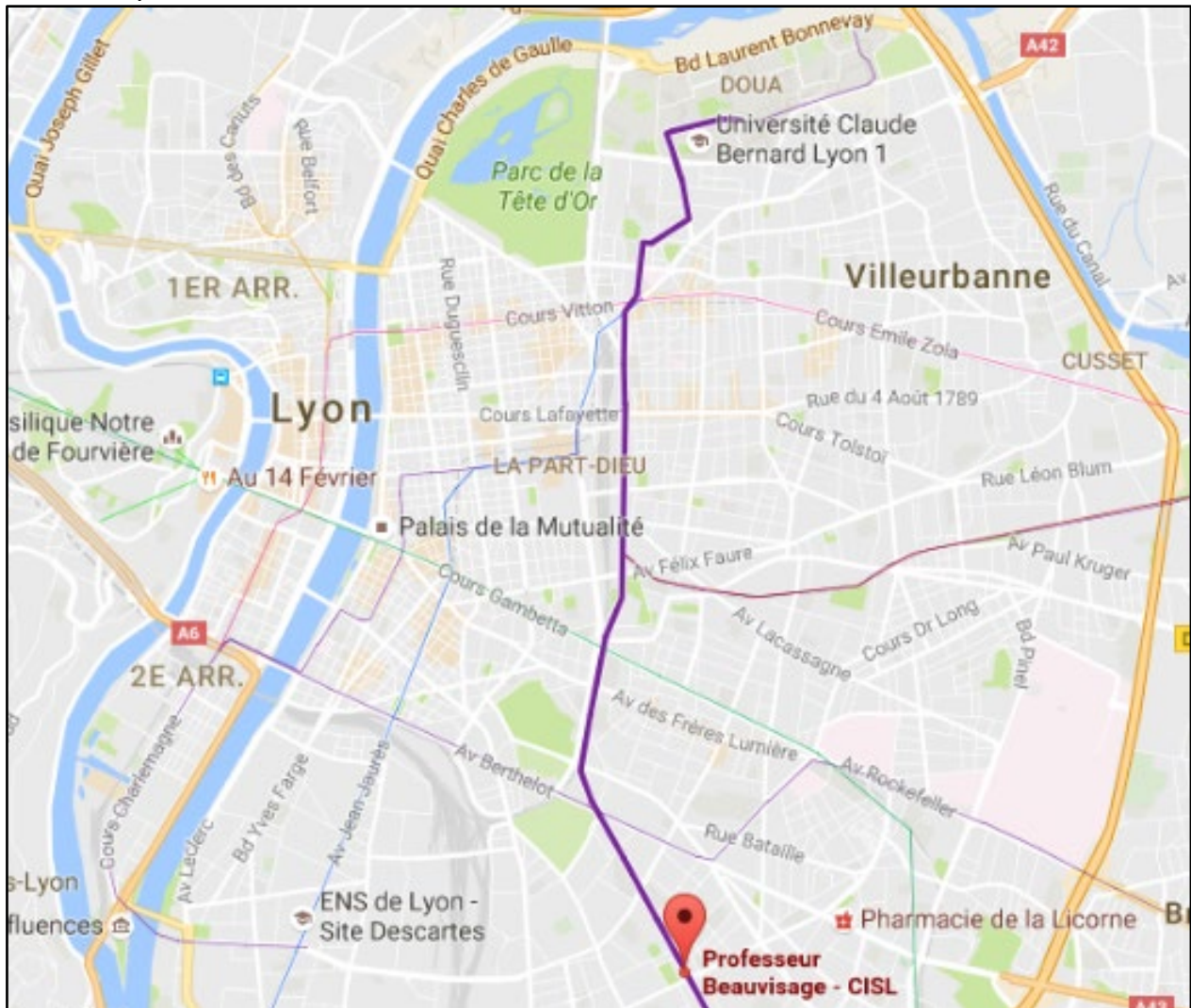
From UCBL (return to housing)

- ✓ to train station "Lyon Part-Dieu": Take the tramway T4, direction "Hôpital Feyzin-Vénissieux", get off at "Gare Part-Dieu-Ville".
- ✓ to CISL (return to housing): Take the tramway T4, direction "Hôpital Feyzin-Vénissieux", get off at "Professeur Beauvisage - CISL".

T4 Tramway stops (red stars) at UCBL, Lyon Part-Dieu train station and CISL:


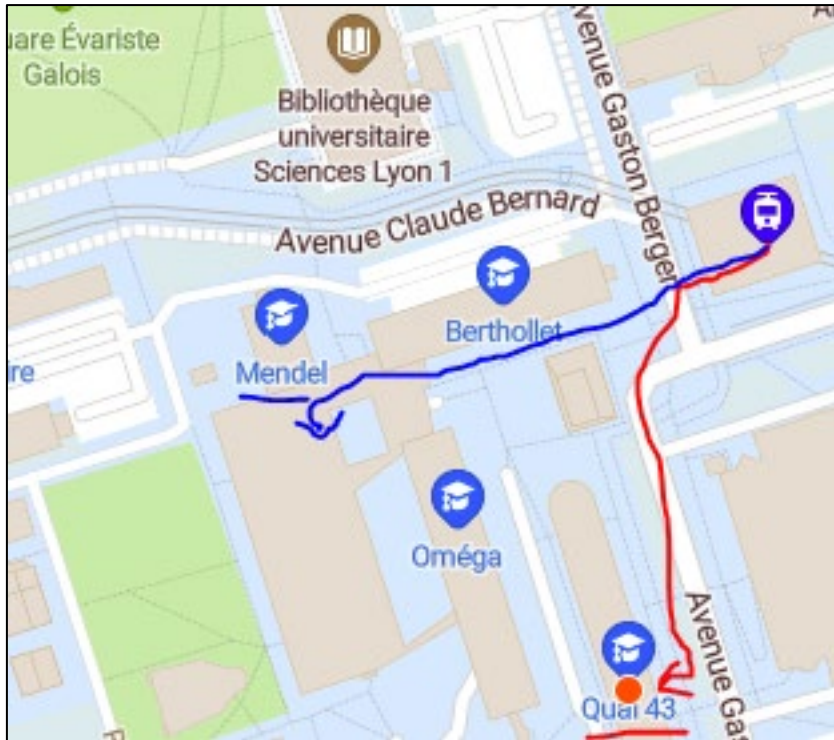


Map of Tramway T4 in violet between CISL and UCBL:





Map route to walk 5 min inside the Campus from the T1/T4 stop “La Doua Gaston Berger” (red star) to the Building / Bâtiment “Quai 43” (red arrow) or Mendel (blue arrow), just in case you miss the guide ... ☺



<https://www.univ-lyon1.fr/campus/plan-des-campus> (dynamic map in French but you can write “Quai” or “Mendel” to find the buildings of the campus “La Doua”)

## ANNEX 4: PUBLIC TRANSPORTATION MÉTRO-TRAMWAY-FUNICULAIRE MAP (LYON – FR)

**WARNING:** in touristic cities, such as Barcelona and Lyon, watch your belongings in nodes of public transportation because they are the favourite field for pickpockets. In Lyon, the hot-spots are: Guillotière, Saxe-Gambetta, Charpennes, and to a lesser extend Bellecour, Perrache, Gare Part-Dieu.

To find your way in Lyon public transportation, you can use the TCL website <https://www.tcl.fr/en/journey-planner/route-finder> or the “TCL” application for mobile phone.

Map on <http://www.ferro-lyon.net/plan-metro-tram.html>





# MÉTRO - TRAMWAY





Co-funded by  
the European Union

sanofi



UNIVERSITAT DE  
BARCELONA



Universiteit  
Antwerpen



UNIVERSITÉ  
JEAN MONNET  
SAINT-ÉTIENNE

Université Claude Bernard



Lyon 1

## ANNEX 5: 2025 TIMETABLE OF THE STUDENT ARRIVAL / DEPARTURE

to be updated with your travel, ES accommodation & diet restriction info to be sent to [mylive@univ-lyon1.fr](mailto:mylive@univ-lyon1.fr)

Annex 5 update is forwarded by email.